
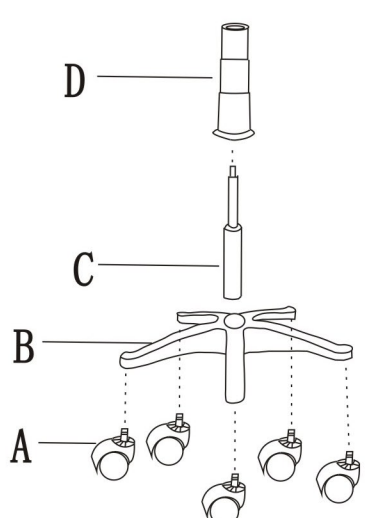
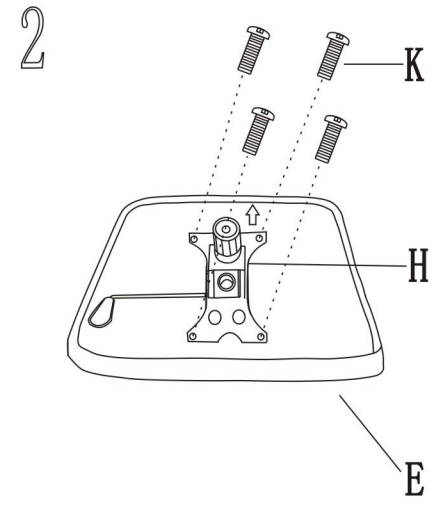

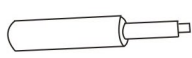
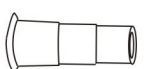

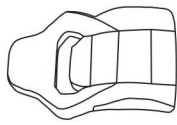
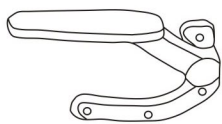
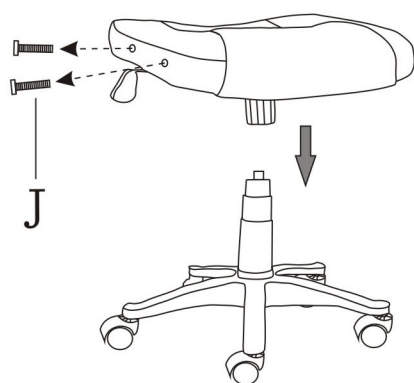
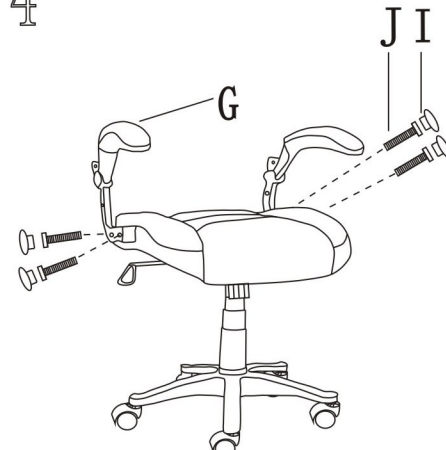
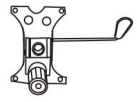

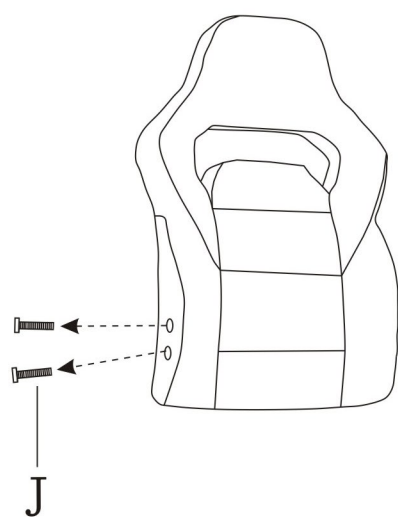
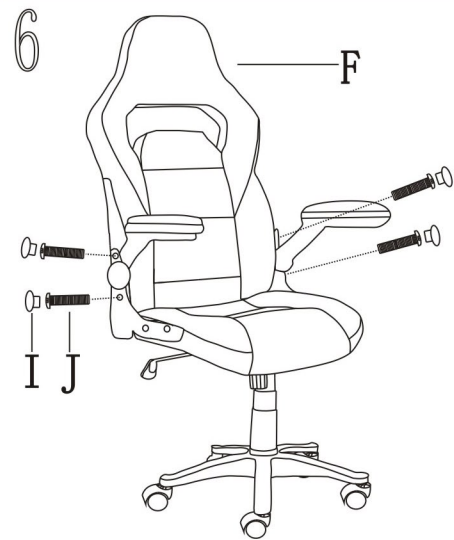




Instrucciones de Montaje • Assemble Instructions • Instrutions de Montange

| | | | | |
|---|--|---------|--|---|
| A |  | 5 UN | 1  | 2  |
| B |  | 1 UN | | |
| C |  | 1 UN | | |
| D |  | 1 UN | | |
| E |  | 1 UN | | |
| F |  | 1 UN | | |
| G |  | 2 UN | 3  | 4  |
| H |  | 1 UN | | |
| I |  | 8 UN | 5  | 6  |
| J | Nota: montados en "E" y "F" Has been installed in "E" and "F"  8X30mm | | | |
| K |  6X20mm | 4 UN | | |

Photos and information contained in this instruction are furnished for informational use only, and are subject to change at any time without notice, and should not be construed as a commitment by us. We assume no responsibility or liability for any errors or inaccuracies that may appear in this instruction, including the products and photos described in it. Las fotos y la información contenida en esta instrucción se equipan para el uso informativo solamente, y están conforme a cambio en cualquier momento sin el aviso y no se deben interpretar como compromiso por nosotros. Nosotros no asumimos ninguna responsabilidad por ningunos errores o inexactitudes que puedan aparecer en esta instrucción, incluyendo los productos y las fotos descritos en ella.